



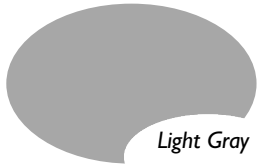
# Color Selection Guide

C.A. Reed Associates, Inc. provides this color guide for approximate color selection only.


\* Premium charge for Deep Blue, Safety Yellow and all custom colors.

Please see reverse side for additional information.

## SOLID COLORED SYSTEMS



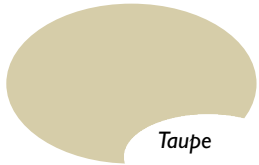
Light Gray



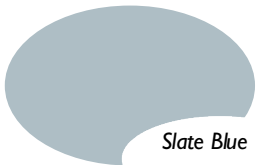
Dark Gray



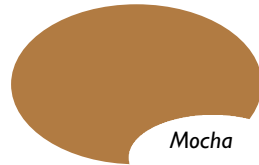
Pewter



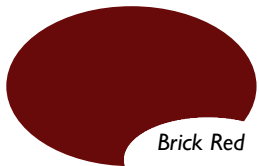
Taupe



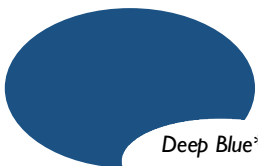
Slate Blue



Mocha



Brick Red




Deep Blue\*




Safety Yellow\*


## DECORATIVE QUARTZ SYSTEMS




Appaloosa



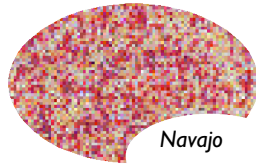
Desert Sand



Pinto




Nantucket




Navajo


## DECORATIVE FLAKE SYSTEMS




Granite




Sandstone



Brownstone



Bluestone



Redstone



### **APPEARANCE**

Light colors generally provide a brighter, airier environment than dark colors.

### **TRAFFIC & ABRASION**

Wheel marks and dirt show up more on lighter colors than other choices. Abrasion is more visible on a dark floor than on a light one. Naturally, regular care and maintenance is required.

### **LIGHT**

Generally, the darker the room, the lighter you may want the floor.

### **SPILLAGE**

What is most commonly spilled on the floor?  
What color will obscure it best (or help highlight it the most?)

### **BATCH VARIATIONS**

Variations in resins, pigments and other raw materials cause slight variations in finished product from batch to batch. While colors are matched as closely as possible, C.A. Reed can not guarantee that each new batch will precisely match its predecessor.

*Please contact C.A. Reed's technical specialists for further assistance.*



200 Saltonstall Street | Canandaigua, New York 14424

800.462.6149 | fax 585.394.0223 | [www.careed.com](http://www.careed.com) | [techsupport@careed.com](mailto:techsupport@careed.com)